

SPICE ROADS

CYCLING



SRI LANKA SPICE TRAILS

Tour Code
LKA-SST

12 DAYS
11 NIGHTS

	Destinations	Sri Lanka
	Tour Meets Tour Ends	Negombo Mirissa
	Fly in to Fly out of	Bandaranaike International Airport (CMB) Bandaranaike International Airport (CMB)
	Group Size Minimum Age	2-16 riders 18 (on scheduled departures)

ACTIVITY PROFILE



9 Cycling days	594 _{km} Total cycling distance
66 _{km} Avg distance / day	593 _m Avg climbing / day

PRICING



Price	US\$ 3,000
Bike Hire (Mountain Bike)	US\$ 340
Bike Hire (E-Bike*)	US\$ 715
Single Supplement	US\$ 750

**E-bikes are in limited supply, please enquire to reserve one.*

WHAT'S INCLUDED

- ✓ SpiceRoads jersey
- ✓ Water bottle
- ✓ Support vehicle
- ✓ Guide(s)
- ✓ Meals (as indicated)
- ✓ Airport drop off
- ✓ Hotel drop off
- ✓ Accommodation
- ✓ Snacks and drinks
- ✓ Entrance fees

WHAT'S EXCLUDED

- ✗ International flights
- ✗ Domestic flights
- ✗ Airport pick up
- ✗ Airport drop off
- ✗ Visa fees
- ✗ Alcohol
- ✗ Tips

DEPARTURES



20 July - 31 July 2025
12 October - 23 October 2025
02 November - 13 November 2025
07 December - 18 December 2025
04 January - 15 January 2026
01 February - 12 February 2026
08 March - 19 March 2026
19 July - 30 July 2026
11 October - 22 October 2026
01 November - 12 November 2026

See website for later departures

TRIP PROFILE

We cover a total of 594 km over 9 cycling days. On days 4 and 10, the longest days of the tour (94 km and 103 km respectively), options for shorter rides are available. Some days we cycle hotel-to-hotel, while on others, we include a transfer at the start or end, allowing us to avoid busy main roads, keep the distances manageable, and focus on the most enjoyable routes. Our rides take us along a mix of paved and gravel/dirt roads through the Sri Lankan countryside. With the exception of days 2 and 9, which are primarily flat, all cycling days involve some climbing — especially on days 7 and 8, as we venture into the hilly central highlands. The scenery constantly changes, from coastal vistas and coconut plantations to rice paddies, large reservoirs, dense jungles, small villages, bustling towns, and tea-covered mountains.

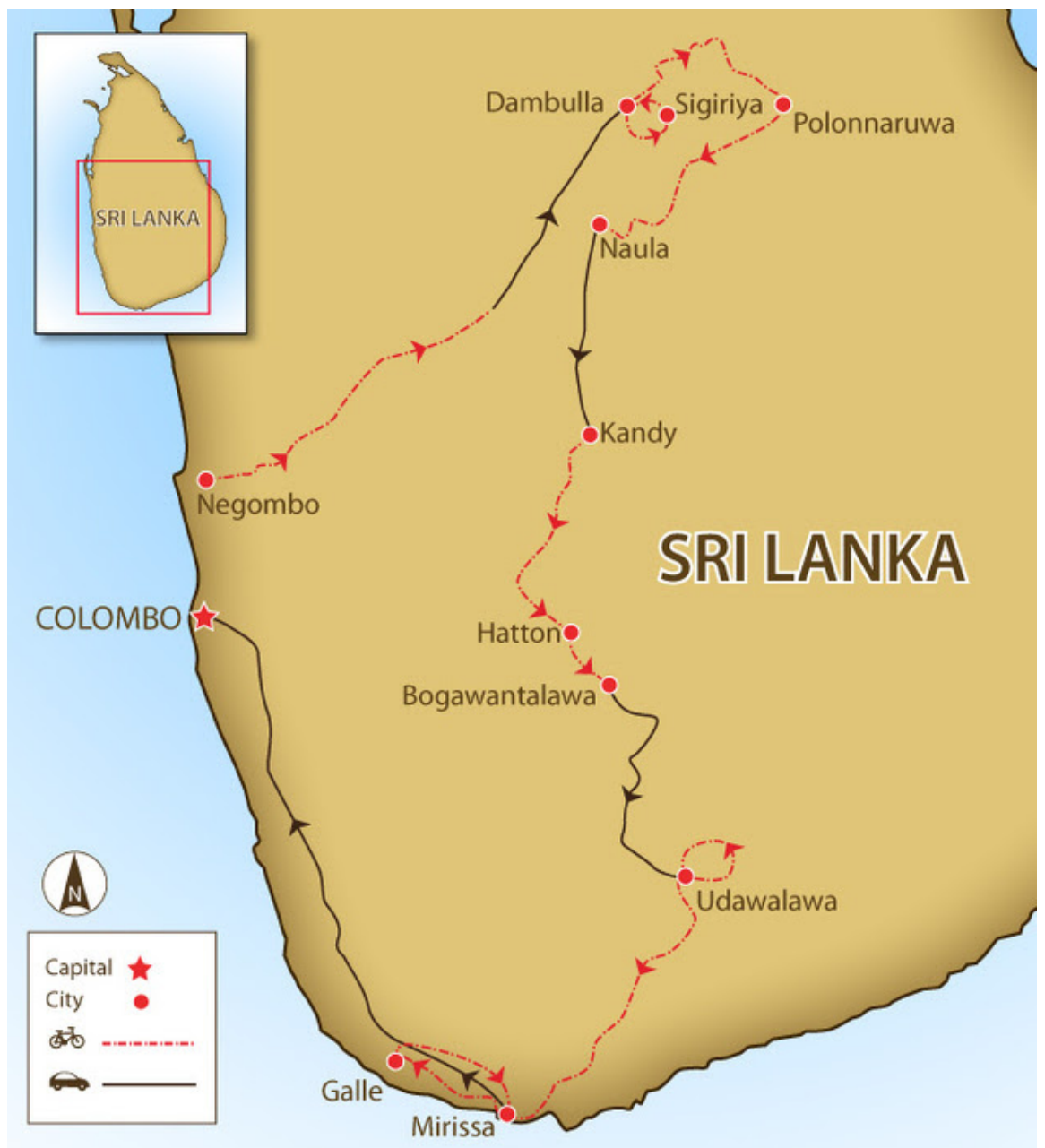
While cycling is the main focus of the tour, we also visit some of Sri Lanka's most iconic cultural sites, including the Dambulla Caves, Sigiriya Lion Rock, and Polonnaruwa Ancient City. These are all UNESCO World Heritage Sites and at each of these locations, a local guide will provide insight into their fascinating history. A chance to see wild elephants during a wildlife safari on day 9 is a highlight too! For many riders, the most memorable moments on tour are encounters with Sri Lanka's incredibly welcoming locals, always eager to wave hello and cheer us on.

Accommodations range from deluxe, character-filled hotels to more basic lodgings, but all are comfortable and often among the best available. We enjoy all breakfasts and most dinners at the hotels, with a mix of Sri Lankan and Western options, while lunches along the route offer a chance to sample more rustic, local cuisine.

The trip is fully supported, and your guide's expert knowledge of the area and terrain means that you always know what is coming up in terms of distance and difficulty. This makes a tremendous difference, as does the constant supply of water and refreshments along the way.

Suitability: This is an active level tour and riders can expect to be challenged by the route and terrain in a variety of ways. The first four days feature mostly flat and mildly undulating terrain (min +164 m, max +541 m). After a rest day in Kandy, the central highlands offer steeper, longer climbs, with the biggest elevation gains on Day 7, reaching +1639 m. The last three riding days are again relatively flat and gently undulating, offering a balanced progression of difficulty over the whole 9 days of cycling, perfect for riders who want a challenge without continuous tough climbs. Daily distances vary, with some shorter (min 41 km) and some longer (max 103 km) rides. The main challenge of the tour is keeping up stamina over back-to-back riding days and cycling in the tropical heat. Navigating gravel, sand, and cratered country roads requires some handling skills but does not involve technical maneuvering. While riders with less experience are welcome to join, a good level of physical fitness, comfort on a mountain bike, and adept handling skills enhance the enjoyment of the tour. A support vehicle is available at all times to provide refuge for weary riders.

Biking Conditions: On this tour, riders can expect around 85% of the route to be on paved surfaces, consisting of good-quality tarmac as well as broken, bumpy, and cratered roads. The remaining 15% is made up of vehicle-width gravel and dirt roads. While much of the route is on quiet countryside roads with minimal traffic, we will regularly share the road with cars, motorbikes, buses, tuk-tuks, and, of course, cows! There are a few unavoidable sections along busier main roads, particularly when entering and exiting cities or near popular attractions. Rain is not uncommon in Sri Lanka throughout the year. We generally ride rain or shine, but depending on the guide's discretion or your comfort level, modifications to the planned route can be made. It's all part of the adventure!



Day 1 Meet in Negombo

Welcome to Sri Lanka! In the afternoon, we meet at our tour hotel in the coastal region of Negombo for a bike fitting, trip briefing, and welcome dinner. Located closer to Sri Lanka's international airport than the capital, Colombo, and known for its relaxed seaside atmosphere, Negombo is the ideal starting point for our cycling adventure. Please let us know if you require assistance with airport transfers and pre-tour hotel bookings.



Suriya Resort



Dinner

Day 2 Negombo - Dambulla

Starting directly from the hotel, we hit the ground running (well, cycling!) with an inaugural ride through the coastal plains of western Sri Lanka. After a brief stretch on the main road, we manoeuvre onto the coast-hugging 'beach road,' following it for 20 km, passing fishing communities and towering palm trees. Catholic churches dot the region, a legacy of Portuguese influence dating back to the 17th century. The second part of the ride takes us inland, weaving along quiet backroads through a labyrinth of lush coconut plantations. We saddle off after around 41 km, where, appropriately, a refreshing reward of king coconuts awaits! From here, we hop in the support van for a three-hour transfer to Dambulla, stopping for lunch along the way. Dambulla is well known for its UNESCO World Heritage-listed cave complex, home to a resplendent collection of centuries-old Buddhist statues and wall paintings. Led by a local guide,

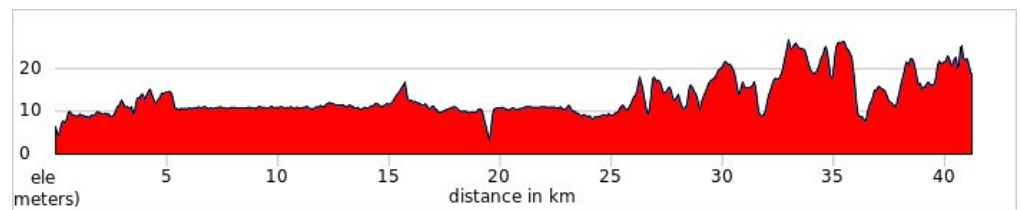
we'll delve into the history of the caves before a short transfer to a rural resort, our base for the next two nights



Sigiriana Resort by Thilanka



Breakfast, Lunch, Dinner



Ride 41km



+164m



-151m

Day 3 Sigiriya Lion Rock Loop

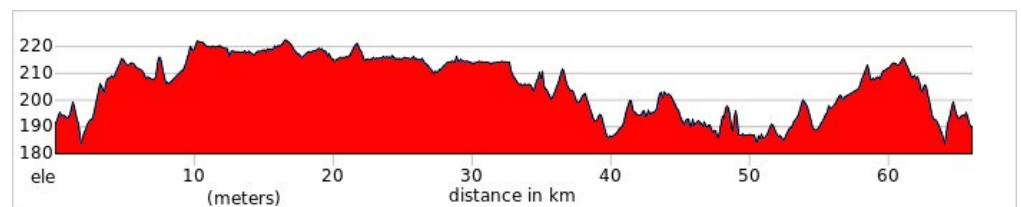
Today's ride follows a broad loop through the countryside surrounding one of Sri Lanka's most treasured cultural attractions: Sigiriya, or Lion Rock. From our resort in Dambulla, we cycle around 35 km along a mix of paved and unpaved dirt roads, passing through small villages, rice fields, fruit orchards, vegetable gardens, and elephant grass. Much of the route runs alongside a winding irrigation canal, ultimately bringing us to the base of Sigiriya — a giant granite massif rising dramatically from the plains. After a home-cooked Sri Lankan lunch served in a traditional wooden house, we set off on foot to explore Sigiriya, where a local guide leads us through the UNESCO World Heritage-listed remnants of a 5th-century fortress and pleasure palace carved into the rock. Reaching the top requires tackling a steep ascent, but the reward is unparalleled views and the remains of an ancient sky palace. After descending, we hop back on our bikes for the 30 km return ride to Dambulla, skirting part of the way along the rim of an expansive water reservoir (or water tank as they call them in Sri Lanka).



Sigiriana Resort by Thilanka



Breakfast, Lunch, Dinner



Ride 66km



+305m



-307m

Day 4 Dambulla - Polonnaruwa - Girital Tank

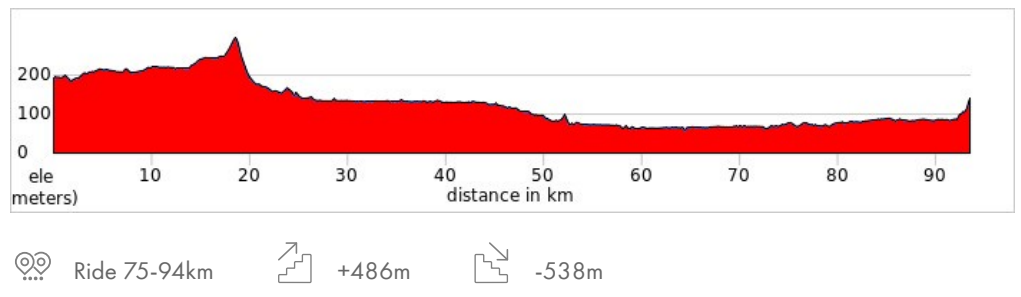
Leaving from Dambulla, we retrace part of yesterday's route for 14 km before joining a provincial road through a national park. This forest is an important wildlife corridor for elephants, though we're more likely to spot road signs warning of elephant crossings than the animals themselves! The road trends upwards for 5 km with a steep finish before descending to the banks of a long canal which we follow on a smooth road, keeping an eye out for kingfishers or sunbathing crocodiles. We then veer off onto backroads through rice paddies, villages, and tropical foliage to reach the Sea of Parakrama, a vast ancient reservoir. By 75 km we arrive at our lunch spot near the equally ancient city of Polonnaruwa where, after indulging in some tasty local cuisine, we enjoy a guided afternoon tour of this UNESCO World Heritage Site. By foot and vehicle, we explore the ruins of palaces, temples, and monuments built over a millennium ago. Following the visit, you can either transfer 30 minutes to tonight's hotel or opt for a 20 km afternoon ride on rural gravel roads, culminating in a short climb to our accommodation overlooking the scenic Girital Tank.



Girital Hotel



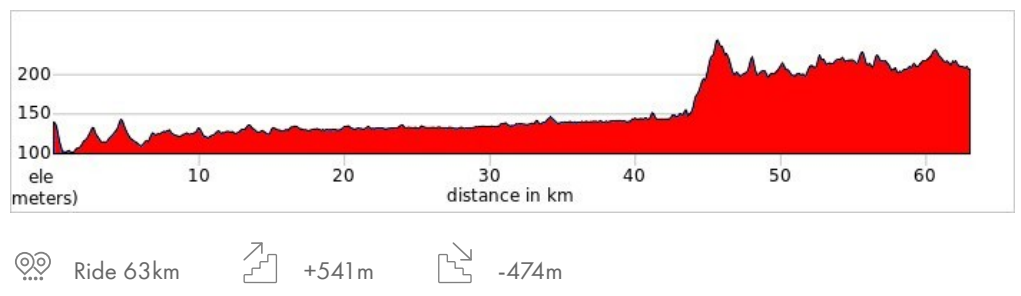
Breakfast, Lunch, Dinner



Day 5 Giritale Tank - Ambana - Kandy

We cruise downhill from the hotel to the rim of Giritale Tank, then weave through farmlands and forests until we rejoin the banks of the Elahera Canal, a familiar waterway from yesterday's ride. Following it in the opposite direction for nearly 30 km, we reach its source: the Moragahakanda Reservoir. This man-made lake sits in the foothills of the central highlands, and a 2 km climb at a 5-6% gradient gives us a cheeky welcome to the hillier terrain ahead! We pause at a scenic viewpoint overlooking the waters for a breather and refreshments before continuing along the undulating road. A final stretch on quiet side roads takes us through rice fields framed by rugged mountains. After around 63 km, we finish at a shady spot near the Amban River, where a well-earned picnic lunch awaits. With full bellies and tired legs, we jump in the support vehicle for a three-hour transfer to Kandy — Sri Lanka's second-largest city, its spiritual heart, and the gateway to the tea-growing highlands — where we settle in for the next two nights.

Thilanka Hotel Kandy Breakfast, Lunch, Dinner



Day 6 Kandy Rest Day

Today is a free day to explore Kandy at your own pace. Though Kandy is Sri Lanka's second-largest city, its historic centre, which stretches around a serene central lake, is surprisingly compact and ideal for a leisurely stroll. A must-see is the Temple of the Tooth Relic, an important pilgrimage site for Buddhists that houses the revered relic of the Buddha's tooth. Be sure to visit the nearby royal palace grounds, where the Kings of Kandy once ruled for centuries before the British takeover in the early 19th century. Kandy is also an important hub for tea production. If you're interested, we can arrange a visit to a tea factory on the edge of town, where you can learn about the process from leaf to cup and pick up some high-grade brews to take home. For those seeking a more laid-back day, Kandy boasts several rooftop lounges (including at our hotel!) where you can unwind with a drink or two while enjoying panoramic views of the surrounding hills. Lunch and dinner are on your own today, but your guide will be happy to offer recommendations.

Thilanka Hotel Kandy Breakfast

Day 7 Kandy - Castlereagh

It's time to tackle Sri Lanka's central highlands, renowned for producing high-quality Ceylon tea. The estates here, some dating back to British colonial times, remain a vital part of the country's economy. After a 45-minute transfer from Kandy, we begin with 15 km through villages on an undulating road, before passing the market town of Gampola. We then ascend into tea country, where the scenery shifts from wild forests to rows of neatly manicured tea bushes. At 32 km, we reach nearly 1,000 m ASL before descending to Nawalapitiya town and continuing through farmlands to our lunch stop. In the afternoon, we ride deeper into the tea mountains, covering 30 km with mid-gradient climbs (4-5%) and a few refreshing downhills. The final 10 km is a highlight, riding on a narrow road twisting upwards through tea fields, surrounded by mountains and

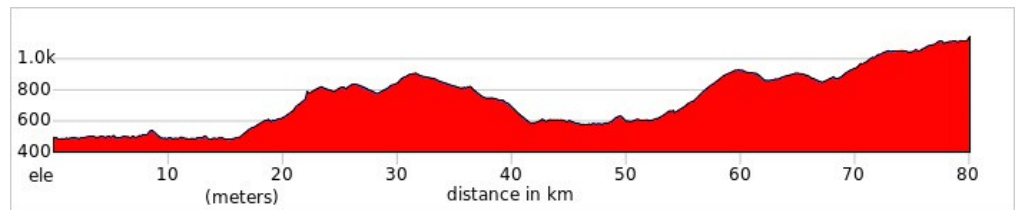
dotted with villages and Hindu temples of tea plucker communities. Tonight's accommodation is a simple highland lodge at over 1,000 m ASL, overlooking the beautiful Castlereagh Reservoir.



Castlereagh Summer House



Breakfast, Lunch, Dinner



Ride 80km



+1639m



-991m

Day 8 Castlereagh - Balangoda - Udawalawe National Park

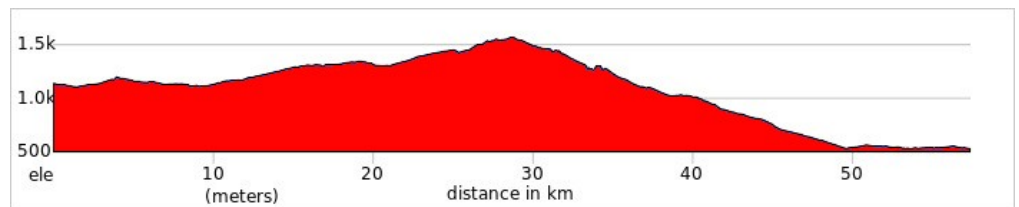
We continue our journey through Sri Lanka's tea-growing region. The first 30 km are breathtaking, winding through endless tea estates that blanket the hills and passing lively highland towns, and colorful temples and churches framed by mountains looming in the background. Riding through this area in the morning offers a glimpse into the tireless work of Sri Lanka's tea pluckers, skillfully harvesting the leaves by hand, row by row, as they navigate the steep hillsides. As we ascend to over 1,500 m ASL, there's plenty of climbing to be done, though the gradients are generally mild (with a few exceptions!). The uphill effort is rewarded with a long, continuous 30 km descent, cruising along a narrow, mixed-surface road that coils through dense forests and the final frontier of tea plantations before transitioning into the plains. We stop for lunch at a local house and finish the day's ride at a major road junction — our cue to jump in the support vehicle and transfer the rest of the way to our next destination, Udawalawe National Park, where we'll be based for the next two nights. The drive takes about 1.5 hours.



The Grand Udawalawe Safari Resort



Breakfast, Lunch, Dinner



Ride 57km



+869m



-1476m

Day 9 Udawalawe National Park Cycle & Elephant Safari

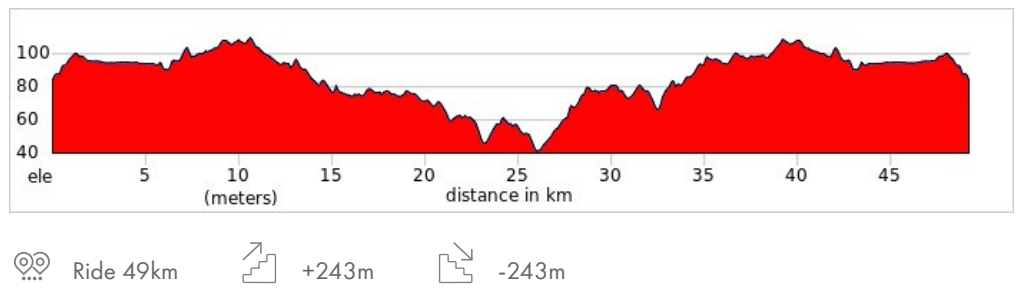
After two challenging days in the hills, today in Udawalawe offers a more relaxed pace, yet still filled with adventure to make the most of our time in this rustic, wildlife-rich region of Sri Lanka. We begin with a gentle early-morning ride through the countryside outside the national park, cycling past a reservoir and along backroads through sugarcane fields and rice paddies. By late morning, we return to the resort for some downtime by the pool before heading out for lunch and the afternoon jeep safari. Udawalawe National Park is one of the best places to see wild elephants in Sri Lanka, with over 500 of these gentle giants roaming across grasslands, woodlands, and wetlands. We'll explore the park for around two hours, sitting comfortably in the back of a jeep while keeping an eye out for elephants and other wildlife such as water buffalo, crocodiles, wild hogs, jackals, and exotic birds. Please note that Udawalawe can be busy with other safari jeeps, and while the elephants are accustomed to human presence, they remain wild and unpredictable. It's important to follow the safety instructions of our driver. After the safari, we return to the hotel for more relaxation and dinner.



The Grand Udawalawe Safari Resort



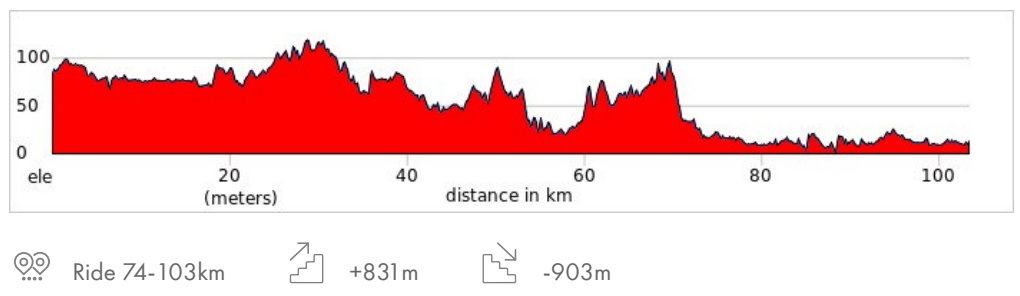
Breakfast, Lunch, Dinner



Day 10 Udawalawe National Park - Mirissa

Our route today takes us to Sri Lanka's southern beaches. We begin with a scenic 15 km ride on a mix of gravel, dirt, and broken road, following an irrigation canal lined with banana plantations, coconut farms, and rice fields. Watch for water buffaloes crossing the road or cooling off in the water! We then transition to paved roads, riding through south Sri Lanka's rural heartland, where the landscape is filled with endless greenery, bustling towns, local schools, and small Buddhist temples. The terrain features gently rolling hills, offering plenty of ups and downs to keep our legs active, but nothing too challenging. We stop to regroup and refresh every 15-20 km until we reach our lunch spot at the 75 km point. After lunch, you have an option: continue cycling for another 30 km to our hotel in Mirissa or take a 45-minute transfer in the support vehicle. Either way, the late afternoon is yours to relax by the pool or take a refreshing dip in the Indian Ocean (or both!) Mirissa's beaches are famous for their soft, white sands and gentle waves washing up against the shore.

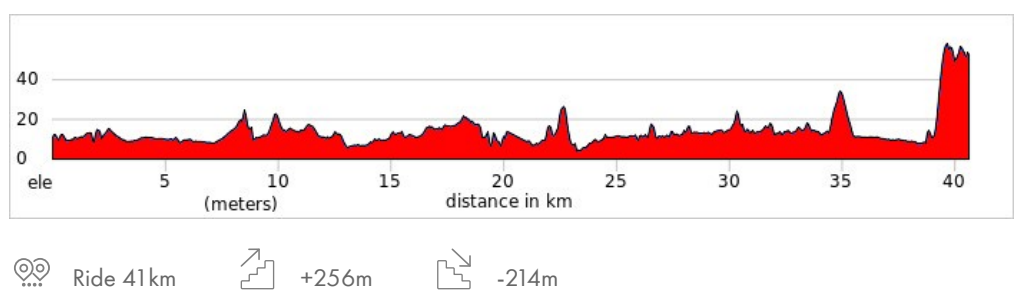
Mandara Mirissa Breakfast, Lunch, Dinner



Day 11 Mirissa - Galle - Mirissa

A final "cool-down" morning ride in the south awaits. Starting from Mirissa, we weave through a labyrinth of backcountry roads that twist and turn through rice fields, wetlands, cinnamon estates, black pepper farms, and spice-filled shrubbery. We take it slow to savour the scenery and learn about spice cultivation up close. Our ride ends just a few kilometres outside Galle, where we rack up the bikes and pat ourselves on the back for completing an epic 9 days of cycling in Sri Lanka! We then drive about 15 minutes into the heart of the historic Galle Fort, a UNESCO World Heritage Site renowned for its well-preserved mix of Portuguese, Dutch, and British colonial architectural styles, evident in its fortified walls, bastions, cobbled streets, and charming shophouses. We treat ourselves to lunch at one of our favourite restaurants in Old Galle before enjoying some free time to explore the town at your own pace. There are plenty of quaint cafes, boutique shops, and museums to dip into if the heat gets the better of you! We then transfer back to our resort in Mirissa via a one-hour drive, where we reconvene for a farewell dinner in the evening.

Mandara Mirissa Breakfast, Lunch, Dinner



Day 12 Mirissa Departure

Time to say goodbye! We'll organise a shared group transfer from Mirissa to Colombo and Bandaranaike International Airport. If you're extending your stay at another beach resort en route, we can drop you off there as well. If you're flying out today, please book a late afternoon or evening flight. The journey typically takes three hours from Mirissa to the airport, but it could take up to 5 or 6 hours if we make stops to drop off others at various beaches and in Colombo first. If you'd prefer a private transfer, it can be arranged at an additional cost. Please let us know if you need assistance with post-tour hotel bookings or private airport transfers.



Breakfast

Disclaimer: The adventure cycling tours we operate often go beyond the beaten track, and the countries where we ride are not always predictable. Due to these reasons, it is occasionally necessary to reroute or update itineraries. Our guarantee is that we will not change a trip unless for safety or to improve it. Our listed hotels are always accurate at the time of writing, but should we have to change any hotel, it will always be for a similar or better one.

NUTS & BOLTS

Bikes

Because some people can't imagine going on a trip without their own beloved bicycle, we do not provide them as part of this tour. However, you can hire bikes locally for the price listed in the tour pricing section. If you bring your own bike, please make sure it is a mountain, gravel, or hybrid bike in good mechanical order.

We also have E-Bikes available for hire, but they are limited in number & size - please send an email to us to check on availability.

Bike Repairs

Basic spares and tools are carried by the guide and on the support vehicle, though we cannot guarantee having spares for every conceivable problem. Carrying a basic tool kit, a spare tube and a pump while riding is recommended.

Safety

Wearing a helmet is required on all our biking adventures and is non negotiable. If you do not wear a helmet you will not be allowed to cycle. Your tour leader is trained in first aid and emergency rescue, but to a large degree you must be responsible for your own safety while riding. It is therefore compulsory that you take out travel insurance that will cover you for a mountain biking tour.

Guides

You will be led by a local English-speaking guide and if the group is 9 people or more we will add another guide to the tour. All our guides are well informed in the history, culture and religions of the area where you are biking and are skilled at passing that knowledge on to you. Your guide is also medically trained and an experienced cyclist, able to handle most minor repairs en route.

THE NITTY GRITTY

Passports and Visas

To enter Sri Lanka, you need to obtain an Electronic Travel Authorization (ETA). Please visit the official ETA website [here](#). Submit your application, pay the processing fee (typically \$55 USD for most countries), and receive your ETA via email. The ETA allows a stay of up to 30 days in Sri Lanka. Upon arrival at the airport, present your passport to the immigration officer to receive the necessary

clearance. It is advisable to carry a copy of your ETA approval notice. You must also present a passport valid for at least six months from the date of arrival, along with a confirmed return ticket.

Keep in mind that the ETA is valid for six months from the date of issue, so plan accordingly to avoid it expiring before your trip. The processing time usually takes 1-3 working days, but it can sometimes take longer, so it's best to apply at least a week in advance to be safe.

Health

We recommend that you visit a travel medical doctor and ask about vaccines and /or antimalarial tablets. This is also a good opportunity to discuss important travel health issues including safe food and water, accidents, **sun exposure** and insect bites as the problems experienced cannot be prevented by vaccinations and other preventive measures need to be taken.

Weather

Sri Lanka has a tropical climate, with distinct dry and wet seasons. The seasons are slightly complicated by having two monsoons. From May to August the Yala monsoon brings rain to the island's southwestern half and the Maha monsoon blows from October to January, bringing rain to the North and East. There is also an inter-monsoonal period in October and November when rain can occur in many parts of the island. Average temperatures for Colombo and the low-lying coastal regions are 27°C while at the higher altitudes like Kandy (500m), the average temperature is 20°C. A gortex rain jacket and a warm jumper for the central highlands are suggested clothing.

The best months to visit Sri Lanka are from December to March for the west coast, and from April to September for historical sites and the east coast. As we are traveling the length of the country it is likely for us to experience rain, however, it will be warm and we will likely continue riding through it.

Accommodation

The hotels listed are our first choice and where we hope you will stay, however, during festivals or other major events there is a chance we will have to substitute another hotel.

Food

Meals are included as per the itinerary where B = breakfast, L = lunch, D = dinner. Most meals are local and feature rice and curries. Sri Lankan curries come in many varieties of colors and flavors and can be meat- or fish- based dishes, but there are also vegetable and even fruit curries. Many of the spices used have ayurvedic value when used in curries. Meals are a mixture of local and western cuisines, with the local key ingredients being rice, coconut and especially spices, reflecting the island's history as a spice producer and trading center for hundreds of years. Any special dietary requirements can also be catered for as well. Please let us know at the time of booking.

Drink

Keeping you completely hydrated is a job we take very seriously. Cold water, some energy-restoring local fruit, and soft drinks are included in the tour price while riding. Soft drinks and other beverages during meals are not included. Beer is readily available everywhere but is NOT included in the price.

Solo Travelers

SpiceRoads does not require you to pay a surcharge for traveling alone. We will arrange for you to share accommodation with another traveler of the same gender and if we can not match you up we will provide a single room at no extra charge. If you prefer not to share a single supplement is payable to guarantee your own room. The cost of the single supplement is listed above.

Extra Expenses

We recommend that you tuck away a few extra dollars, perhaps US\$10 a day for incidentals.

Money

The Sri Lankan currency is the rupee (Rs). There are several money changers in the capital as well as major tourist cities and attractions. They generally don't charge commission and their rates are pretty good, with unlicensed money changers giving slightly better rates than officially licensed ones. However, ATMs are recommended if you are unsure and afraid of getting ripped off. ATMs have spread to all of the cities and major regional centers of Sri Lanka with Commercial Bank

having the largest network of ATMs accepting international Visa, MasterCard, and Cirrus/Maestro cards. Any bank or exchange bureau will change major currencies into cash, including US dollars, euros and pounds sterling. To get the best rates, change rupees back into hard currency before you leave the country.

GENERAL BOOKING INFO

If this is the tour for you here's what you need to do to confirm your place:

FLEXIBLE BOOKING CONDITIONS

Booking a SpiceRoads cycling adventure is easy and we try to do everything possible to make sure you have full flexibility and peace of mind. We do not require a deposit to hold your place on a tour and once full payment has been made your money is protected in our client account and you have the flexibility to cancel or change your booking if needed.

CONFIRMING YOUR BOOKING

Just complete our online booking form or send your booking details offline (email or post), and we will confirm your participation. No deposit is needed to confirm your place on a SpiceRoads tour.

You are advised to read our [Booking Conditions](#) in full before you make your payment and should you require further clarifications of any of the conditions below, please [email us](#) or call our office.

TRIP STATUS

There is a minimum number of participants (usually 2) required to enable the trip to go ahead. Once the minimum number is reached, the trip status will change from 'Available' to 'Guaranteed to Depart'. Once a trip is guaranteed to depart you are free to book your flights and make other travel arrangements. If the trip status is 'Limited' will mean we have only a small number of spaces available for booking. If you are unsure about the trip status, please [email us](#) or call our office.

BOOKING ONLINE

From the tour page, click the 'Book Now' link. All departures for this tour will appear, just select the date you'd like to travel. For the next steps, you'll need to know the names of the people travelling. If you wish you can also provide extra details such as passport numbers, height (for bike hire), or you can add that later by logging into [Manage My Trip](#) (we'll set up an account for you automatically if you don't already have one). Our system will contact you from time to time to fill in the missing information, as it will be required before departure. However, if the trip that you are booking offers a child discount, you will have to fill out the date of birth of each rider (so we can calculate the appropriate discount).

If you are having any problems [please send us an email](#), or give us a call (+66 026 3295) and one of our travel specialists will assist you with your booking.

BOOKING OFFLINE

Just call us or send an email indicating which trip you want to join and we will happily send you a list of questions and process your booking for you.

DEPOSITS AND PAYMENTS

We do not require a deposit or full payment to book a place for you on a tour.

The balance of the tour's cost (final invoice) will need to be paid 60 days before the departure date with fees for any bicycle rental(s), single supplement(s) and extra hotel nights.

In the case where a booking is made when there are less than 60 days until the tour departure date, the tour's cost should be paid in full within 72 hours of receiving an invoice from SpiceRoads. Payment can be made by credit card using our online payment gateway or by bank transfer. When making payment online you will need to confirm that you have read these booking conditions during the "checkout" process, which equates to agreeing to the terms of services and stipulations as indicated in this document.

In all cases, tour fees need to be paid "in full" before participation in a tour. No person(s) will be allowed to join a tour without fully settling their invoice and receiving a confirmation number from SpiceRoads.

The exception can be made for last-minute miscellaneous fees that can be paid locally (visas, additional local hotel bookings, etc.) can be settled on the day of arrival.

FULL FLEXIBILITY FOR TOUR CANCELATIONS

If the tour is cancelled or postponed by SpiceRoads because we didn't make the trip numbers and the tour can't run, we will make a full cash refund (by bank transfer or on your credit card).

If the tour is cancelled for any other reason, including due to Covid related travel restrictions, we will give you a full credit (with no deductions for admin or any other small-print item) to use on any SpiceRoads tour with no time limit. (Exceptions being flights, special permits and other non-refundable items and these will be advised when booking the trip).

Before paying for your tour, you can cancel your booking with no charge and up until 40 days before departure, you can change your booking to another travel date or move your booking onto another SpiceRoads tour with no charges.

If you need to cancel after you have made full payment, please see our [cancellation policy](#).

Loyalty Riders Club

For those who have been on several long tours with us, we reward customer loyalty by offering repeat customers a special discount off the tour price (excludes single supplement and bike rental). If this is your fourth scheduled tour or more you will receive a 5% discount. If this is your eighth scheduled tour or more we will extend a 10% discount. The discount will be reflected in your online booking, but please contact us if any questions. Loyalty discounts cannot be used in conjunction with any other offer. Note: Only tours of 7 days or more will be applicable for a loyalty discount.

International Flights

International flights, to and from the start and finish points are not included in the tour price. Once your tour is Guaranteed to Depart you can book your flight. Please contact us for advice before arranging flights for the best arrival and departure times. We would only cancel a trip for an extreme circumstance, but in that case, where we cancel your trip, we cannot be liable for losses incurred relating to any flight booking you have made. Please claim any losses from your [travel insurance](#) that you acquired when you booked your holiday.

Newsletter

Our adventure travel [e-newsletter](#) is full of travel news, trip information, interesting stories and contests. To avoid missing out on special offers and updates from SpiceRoads, be sure to subscribe.

The information in this document is given in good faith, and covers the average range of conditions likely to be found on this trip. Please note that the itinerary is subject to change due to unforeseen circumstances, however, we will always do our best to adhere to this original itinerary

CONTACT US

45 (Sub Soi Pannee) Soi Pridi Banomyong 26
Sukhumvit Soi 71 Klongtan Nua, Wattana
Bangkok, Thailand 10110
Tel: +66 (0) 2 026 3295
Email: info@spiceroads.com
Website: www.spiceroads.com

FOLLOW US

 twitter.com/spiceroads

 youtube.com/user/spiceroads

 instagram.com/spiceroads

 facebook.com/SpiceRoad