

SPICE ROADS

CYCLING



CYCLING CHIANG MAI TO LUANG PRABANG

Tour Code
MCT-MCL

11 DAYS
10 NIGHTS

	Destinations	Thailand, Laos
	Tour Meets Tour Ends	Chiang Mai Luang Prabang
	Fly in to Fly out of	Chiang Mai International Airport (CNX) Luang Phrabang Airport (LPQ)
	Group Size Minimum Age	2-16 riders 18 (on scheduled departures)

ACTIVITY PROFILE



8 Cycling days	730 ^{km} Total cycling distance
91 ^{km} Avg distance / day	922 ^m Avg climbing / day

PRICING



Price
Bike Hire (Mountain Bike)
Single Supplement

US\$ 3,550
US\$ 250
US\$ 475

WHAT'S INCLUDED

- ✓ SpiceRoads jersey
- ✓ Water bottle
- ✓ Support vehicle
- ✓ Guide(s)
- ✓ Meals (as indicated)
- ✓ Accommodation
- ✓ Snacks and drinks
- ✓ Ferry/boat fares

WHAT'S EXCLUDED

- ✗ International flights
- ✗ Domestic flights
- ✗ Airport pick up
- ✗ Airport drop off
- ✗ Visa fees
- ✗ Alcohol
- ✗ Tips

DEPARTURES



16 February - 26 February 2025
13 July - 23 July 2025
09 November - 19 November 2025
20 December - 30 December 2025
04 January - 14 January 2026
15 February - 25 February 2026
12 July - 22 July 2026
08 November - 18 November 2026
19 December - 29 December 2026

TRIP PROFILE

We ride a total of 730 km over 8 cycling days. The first 5 days are in northern Thailand, riding from the city of Chiang Mai to the border town of Chiang Khong. The journey takes us through undulating terrain, with valley floors and rolling hills, and we use vehicle transfers before or after each ride, except for Day 4, which is point-to-point. This helps keep distances manageable and avoids busy main roads. Along the way, we stay in cozy, character-rich Thai hotels.

On Day 6, we transition to Laos with a well-deserved break from the saddle, as we enjoy a scenic boat ride to Pakbeng. In Laos, we ride for 3 days, covering longer distances (100–140 km) due to the country's low population density and mountainous landscapes. Don't let those numbers deter you — our mantra is "ride as much as you can, then jump in the van!" The focus is on enjoying the journey at your own pace. We also take a rest day with a boat trip to Nong Khiaw. Aside from Luang Prabang, accommodations in Laos are more basic due to the remoteness of the region we are traveling through.

This tour offers a vibrant blend of cycling and cultural exploration, showcasing some of Southeast Asia's most stunning natural scenery and a rich mix of cultures, from Thai and Lao to various ethnic communities. You'll cycle through a mix of paved roads, village lanes, and farmer trails, with plenty of time off-the-saddle to visit temples, local markets, caves, and relax on boats cruising the scenic Mekong and Nam Ou Rivers.

The trip is fully supported, and your guide's expert knowledge of the area and terrain means that you always know what is coming up in terms of distance and difficulty. This makes a tremendous difference, as does the constant supply of water and refreshments along the way.

Suitability: The tour is ideal for cyclists with a good level of physical fitness, comfortable with daily distances of approximately 80 km on mixed surfaces and steady climbs of around 900 m per day. Although the three riding days in Laos may seem challenging with distances ranging from 100 to 145 km, it's important to remember that these are the full point-to-point distances. You can always ride as much as you feel comfortable and then hop into the support van. While the route includes enough unpaved or unevenly paved sections to make a mountain bike the best option, this tour is not designed for those seeking a predominantly off-road experience. There's no highly technical terrain, but good bike handling skills will help you navigate some of the rougher surfaces. The support vehicle is available throughout the journey, offering a break to any weary riders (though in some parts of Thailand, it may not follow directly but will meet the group at intervals).

Biking Conditions: In Thailand, we ride on a mix of well-paved secondary roads, village lanes in varying conditions, and gravelly farmer paths. On Day 2 we ride off-road on forest trails. As a rough estimate, you can expect about 20% of the total riding distance in Thailand to be on unpaved surfaces, with most of that coming on Days 2 and 4. We have chosen the least busy roads possible but please be aware that traffic can be unpredictable and, especially near the cities and towns, unavoidable.

In Laos, we ride on paved national roads with varying conditions. Some sections are smooth, while others may have a few rough, potholed or gravelly patches. On average, you can expect about 60% of the roads to be in good shape. This is a remote part of northern Laos, so traffic is generally light, though we'll occasionally share the road with lorries heading to Vietnam and China. Closer to towns, especially Luang Prabang, traffic picks up a bit.

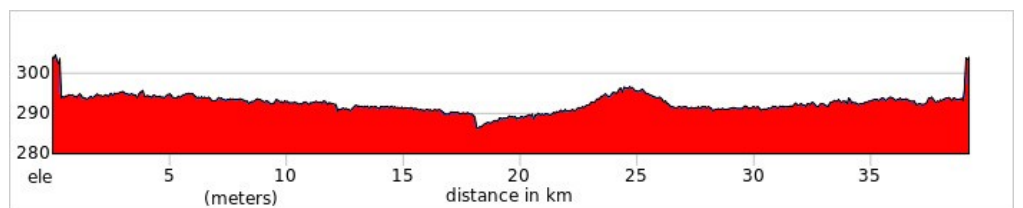
Although we've scheduled our departures to avoid the wettest times of the year, rainfall can occur at any time. We generally ride rain or shine, but based on the guide's discretion or your comfort level, modifications to the planned route can be made. Additionally, from March through April, northern Thailand experiences its annual burning season, when smoke from agricultural field clearings causes smog. While we avoid this period entirely, the exact start date varies each year, and some early burnings may occur in February, impacting air quality on parts of the route.



Day 1 Meet in Chiang Mai

Welcome to Chiang Mai, the "Rose of the North"! We'll meet at our tour hotel in the early afternoon before transferring to Wiang Kum Kam, an archaeological site featuring the ruins of a 13th-century city. Surrounded by peaceful countryside, it's the ideal place to get comfortable on our bikes. From here, we follow the course of the Ping River south for about 15 km, cross a bridge, and loop back north along quiet roads through lush longan orchards. To avoid the busy traffic, we'll jump in the support van for a quick transfer back to the hotel. In the evening, we'll gather for a welcome dinner. If you need help with airport transfers or pre-tour hotel bookings, just let us know.

 The Rim Resort  Dinner




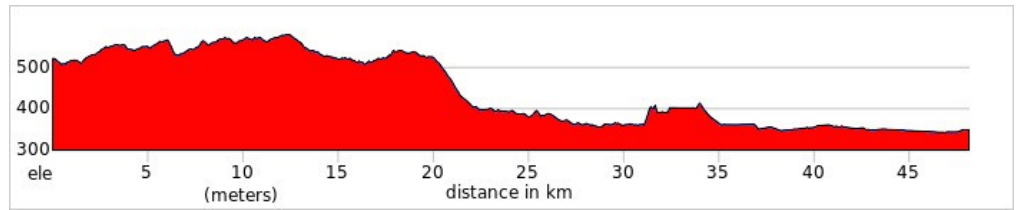
 Ride 39km  +50m  -51m

Day 2 Chiang Mai - Wat Ban Den - Chiang Dao

We begin the day with a 1.5-hour transfer to a small temple near Mae Kuang Dam, where we set up our bikes and hit the trails. The first part of the ride covers 15 km of single-track, gravel, and sandy paths leading through a dense forest, part of which is home to teak trees, one of the world's most prized timbers and protected from logging in Thailand. Emerging from the forest, we reach the Bua Tong Waterfall, known as the "sticky waterfall" due to its unique grippy limestone surface. From here we continue another 15 km along well-paved roads to Mae Ngat Reservoir, where we'll have lunch overlooking the calm waters of this man-made lake. The final section then takes us on a mix of paved and dirt roads through small villages, rice paddies, and fruit orchards. Our ride concludes at Wat Ban Den, a sprawling temple complex renowned for its colorful architecture and large sculptures of mythical creatures. We transfer around 1 hour to our hotel further north in Chiang Dao district, where the towering Chiang Dao Mountain, Thailand's third-highest peak, majestically overlooks the valley.

 Marisa Resort & Spa

 Breakfast, Lunch, Dinner



 Ride 48km

 +313m

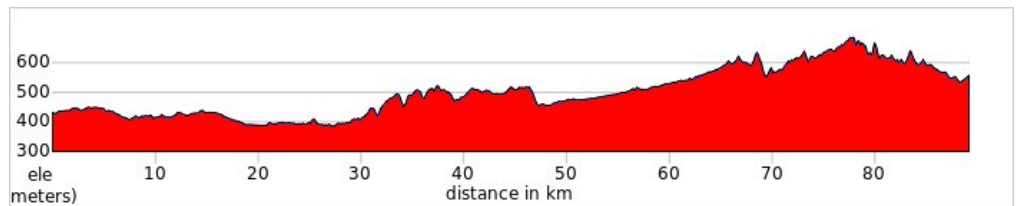
 -384m

Day 3 Chiang Dao - Chai Prakan - Tha Ton

We begin with an easy 12 km ride to the sacred Chiang Dao Caves, where we'll stroll through narrow chambers housing an eclectic mix of stalagmites, stalactites, Buddha images, and other religious relics. Afterward, we weave across the valley floor, filled with farms and framed by rugged limestone massifs. To the east lie the mountains of Sri Lanna National Park, and we'll tackle some climbing as we rise along the hillside contours. The roads vary between paved countryside routes and hard-packed dirt paths through farms and forests, offering a stunning ride in northern Thailand's rural hinterland. At around 70 km, we join a quiet provincial road leading us down into the district Chai Prakan. By 90 we call it a day and transfer around 1 hour to the far northern town of Tha Ton where a riverside resort with peaceful gardens and a refreshing pool awaits.

 Maekok River Village Resort

 Breakfast, Lunch, Dinner



 Ride 89km

 +1070m

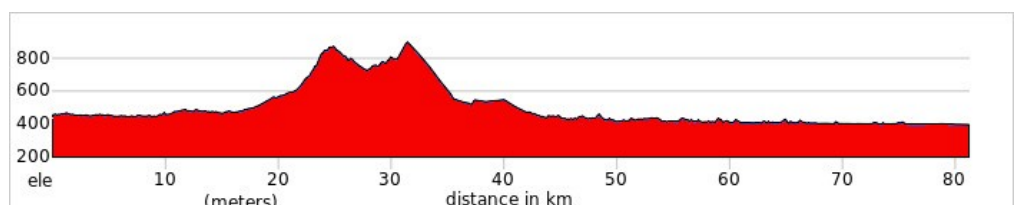
 -945m

Day 4 Tha Ton - Chiang Rai

Starting from the banks of the Mae Kok River we head east along the main provincial road cutting through farm-covered, rolling hills, some of which are crowned by Buddhist stupas. By 20 km things will start to get steep as we conquer 5 km of climbing. After regrouping, we soon veer onto a dirt road that quietly branches off from the pavement and opens up into an off-road enthusiast's dream. After pushing our bikes up a short but steep hill, we're rewarded with stunning views of the remote mountainous countryside. For the next 15 km, we navigate a mix of gravel, dirt, and broken asphalt, with mildly technical downhill sections adding a fun challenge. The scenery is breathtaking — mountain streams, rice terraces, cornfields, and hill tribe villages cover the landscape. Once we reach the Mae Kok River we enjoy a gentle ride through its narrow valley framed by forested hills and terraced fields. Eventually, we spill out onto the flatlands surrounding Chiang Rai, where we conclude our ride. Time permitting, this afternoon we can visit the iconic White Temple, Chiang Rai's top attraction known for its striking fusion of Buddhist architecture and surreal modern art.

 Laluna Hotel and Resort

 Breakfast, Lunch, Dinner

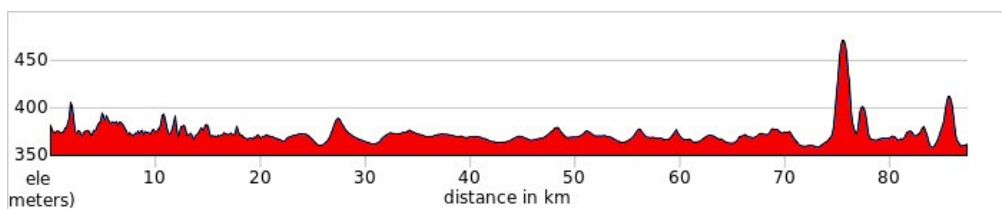


 Ride 81 km  +1055m  -1116m

Day 5 Chiang Rai - Golden Triangle - Chiang Khong

We take a one-hour transfer to the Golden Triangle, where the borders of Thailand, Myanmar, and Laos converge at the confluence of the Mekong River. Saddling up at this iconic landmark, we ride south along back roads to the ancient town of Chiang Saen, where we enjoy a brief stretch alongside the remains of 13th-century fortification walls. Our journey continues on well-paved roads that trace the winding course of the Mekong River. The silt-rich land along the river showcases a vibrant patchwork of greens, surrounded by endless agricultural fields. We pass rice paddies and banana plantations, interspersed with more developed areas in this thriving commercial zone. We conclude our ride in the small border town of Chiang Khong, where we'll spend the night at a riverside hotel along the Mekong. Just across the river lies Laos, setting the stage for the next chapter of our adventure!

 Chiang Khong Teak Garden Riverfront Hotel  Breakfast, Lunch, Dinner



 Ride 87km  +530m  -548m

Day 6 Chiang Khong - Pakbeng (Mekong River Cruise)

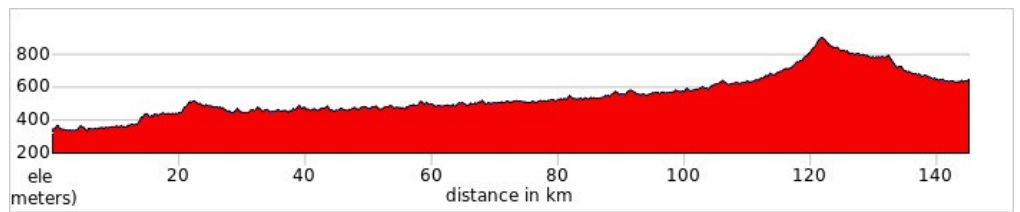
This morning, we take a roughly 30-minute transfer to the border crossing between Thailand and Laos, where the Thai team will bid you farewell before you stamp out of the country and hop on a short bus ride across the Thai-Lao Friendship Bridge (make sure to have some pocket change for this!). After completing the Lao immigration formalities, you'll be greeted by the eager SpiceRoads Laos team and board a traditional slow boat for a scenic cruise downstream to Pakbeng. Sit back, relax, and enjoy the views of lush greenery, limestone cliffs, and sandy beaches along the mighty Mekong River. We'll stop to stretch our legs and witness the daily life of ethnic minorities, admiring their skilled craftsmanship at a local village. The total cruising time is around 6 hours, and we'll arrive in the village of Pakbeng before dusk, where we'll spend the night at a simple yet cozy guesthouse along the Mekong.

 Phetsokxai Hotel  Breakfast, Lunch, Dinner

Day 7 Pakbeng - Muang Xai

Today promises to be an epic day with a total of 145 km to our next destination, and our mantra is to "ride as much as you can, then jump in the van!" We'll be on a regional road known as Route 2W, a vital connection to the remote corners of northern Laos, so find your preferred pace, enjoy the scenery, and keep pushing forward. Starting from Pakbeng, we head north along the Nam Beng River, a tributary of the Mekong, winding past jungle-clad mountains and through rice paddies dotted with small ethnic villages. The first 80 km primarily follow the valley floor, offering a mildly undulating ride (flat doesn't exist in Laos!). Then we veer off from the river and begin climbing deeper into the highlands. After reaching the top of a pass around the 120 km mark, we enjoy a mostly downhill stretch to Muang Xai, the charming capital of Oudomxay Province. Treat yourself to a well-deserved Lao beer or two.

 Charming Lao Hotel  Breakfast, Lunch, Dinner

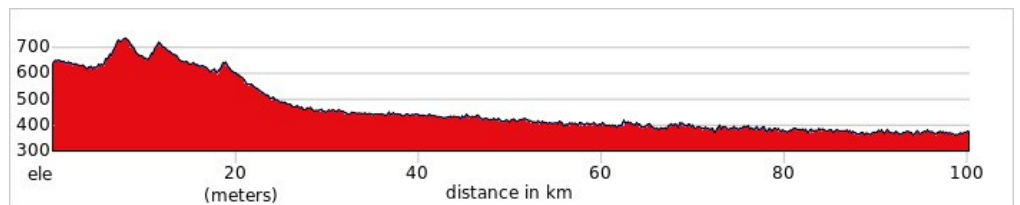


📍 Ride 145km ⬆️ +2009m ⬇️ -1712m

Day 8 Muang Xai - Muang Khua

Today's route takes us along another of northern Laos' remote national roads — Route 2E — which connects to the border with Vietnam. Although we won't be going that far, we still have 100 km to cover, so we take a methodical pace and soak in spectacular views of the rugged mountain landscape. Starting from Muang Xai, we encounter a series of short, steep climbs over the initial 20 km, but then it's mostly downhill and gently rolling as we enter the valley of the Nam Phak River. Eventually, this waterway spills into the wider Nam Ou River, where we end our ride in the small town of Muang Khua. Throughout today's ride, we'll learn more about local life in the remote northern highlands of Laos and the lingering legacies of devastation from the heavy bombing during the Vietnam-America War.

🏠 Chaleunsuk Guesthouse 🍴 Breakfast, Lunch, Dinner



📍 Ride 100km ⬆️ +1163m ⬇️ -1432m

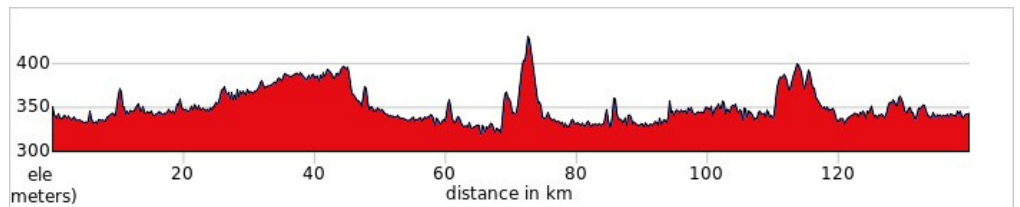
Day 9 River Cruise to Nong Khiaw

No journey through the emerald lands of Laos is complete without a traditional longtail boat ride. Today, we enjoy a well-deserved day off the bikes as we cruise to one of Laos' prettiest riverside villages, Nong Khiaw. Our 4-6 hour trip (depending on water levels) along the Nam Ou River takes us through jungle-lined shores and dramatic limestone cliffs draped in lush vegetation. Along the way, we'll witness the daily rhythms of riverside communities and stop for lunch at a village known for its textile craftsmanship. We arrive in Nong Khiaw in the afternoon, leaving time to relax or, for those seeking adventure, explore Patok Cave, a former war command base and bomb shelter, or hike to a viewpoint with stunning vistas.

🏠 Phaxang Resort 🍴 Breakfast, Lunch, Dinner

Day 10 Nong Khiaw - Luang Prabang

Time for the home stretch! With rested legs we attempt the full distance of 140 km to Luang Prabang though we encourage you to ride at a comfortable pace and hop in the van if needed. The route features undulating roads with a couple of short climbs of 1 to 2 km each. Starting from Nong Khiaw, we first ride along national road 1C for 30 km before switching to Route 13, which leads directly to Luang Prabang. At the 70 km mark, we rejoin the Nam Ou River for a long, scenic stretch along its banks, crossing by bridge into a vast expanse of village-dotted farmlands and rolling hills. By 120 km we meet our dear old friend – the Mekong River – which sees us off for the final distance into the heart of the UNESCO World Heritage Site of Luang Prabang. This small city, situated on a peninsula between the Nam Khan and Mekong Rivers, is filled with glittering Buddhist temples, French colonial architecture, and an all-around captivating Old World charm. It is the crown jewel of Laotian heritage sites. In the evening we head for a farewell dinner at one of the city's many charming restaurants.



Ride 140km

+1187m

-1186m

Day 11 Luang Prabang Departure

We end our tour in Laos with a free day to explore Luang Prabang or, depending on your onward travel arrangements, head to the airport to catch your flight. Airport transfers are not included - please let us know if you require assistance. In the morning you can partake in the quintessential Luang Prabang experience of alms giving. At the break of dawn, hundreds of orange robed Buddhist monks from the various monasteries around town walk through the streets to receive their daily alms from the pious locals. Visitors to the city are welcome to participate in this ritual (please discuss with your guide prior to the last day if you are interested - additional charges will apply to be paid locally). There's plenty more to see and do in and around the city so if it's your first time we suggest extending your stay by at least another night.

Breakfast

Disclaimer: The adventure cycling tours we operate often go beyond the beaten track, and the countries where we ride are not always predictable. Due to these reasons, it is occasionally necessary to reroute or update itineraries. Our guarantee is that we will not change a trip unless for safety or to improve it. Our listed hotels are always accurate at the time of writing, but should we have to change any hotel, it will always be for a similar or better one.

NUTS & BOLTS

Bikes

Because some people can't imagine going on a trip without their own beloved bicycle, we do not provide them as part of this tour. However, you can hire bikes locally for the price listed in the tour pricing section. If you bring your own bike, please make sure it is a mountain bike or gravel bike in good mechanical order.

Bike Repairs

Basic spares and tools are carried by the guide and on the support vehicle, though we cannot guarantee having spares for every conceivable problem. Carrying a basic tool kit, a spare tube and a pump while riding is recommended.

Safety

Wearing a helmet is required on all our biking adventures and is non negotiable. If you do not wear a helmet you will not be allowed to cycle. Your tour leader is trained in first aid and emergency rescue, but to a large degree you must be responsible for your own safety while riding. It is therefore compulsory that you take out travel insurance that will cover you for a mountain biking tour.

Guides

You will be led by a local English-speaking guide and if the group is 9 people or more we will add another guide to the tour. All our guides are well informed in the history, culture and religions of the area where you are biking and are skilled at passing that knowledge on to you. Your guide is also medically trained and an experienced cyclist, able to handle most minor repairs en route.

THE NITTY GRITTY

THAILAND

Passports and Visas

Visitors from 93 countries can enter Thailand for 60 days without applying for a visa. See [here](#) if your country is on the list. If you do not hold a passport from one of these countries please contact the Thai embassy or consulate nearest to you about applying for a visa. If you intend to stay for more than 60 days you will also need a visa. Please check this [page](#) for more details and the latest updates. Please ensure you hold a passport with at least 6 months of validity remaining. You will need to show proof of an onward flight out of Thailand to be eligible for the visa on arrival. If you do not possess a ticket proving your exit from Thailand within 60 days of arrival, you may be denied boarding.

Health

We recommend that you visit a travel medical doctor and ask about the following vaccinations: typhoid, polio, tetanus and hepatitis A. A certificate for Yellow Fever is required when arriving from an infected area within six days.

Weather

Thailand generally has a tropical climate with fairly high humidity. The North and Central region have a tropical climate with fairly high humidity. Northeast Thailand has a humid hot and dry weather alternatively with medium rain while the coastal areas of the east is humid and hot with intermittent rain. The South of Thailand has a tropical climate with fairly high humidity.

There are three seasons: from March to June it is hot and dry, with temperatures between 27°C/80 F and 40°C/104 F, with night temperatures in the 20s. The rainy season is from July to October, but temperatures are slightly lower, because of the effect of the rain. During this time it will not rain continuously, but in sharp bursts, and the sun can come out quickly. The cooler season is from October to February, with average temperatures between 20°C/68 F and 30°C/86 F.

Food

Meals are included as per the itinerary where B = breakfast, L = lunch, D = dinner. Most meals are local and feature noodles, rice, curries, and soups. Any special dietary requirements can also be catered for as well. Please let us know at the time of booking.

Drink

Keeping you completely hydrated is a job we take very seriously. Cold water, some energy-restoring local fruit, and soft drinks are included in the tour price while riding. Soft drinks and other beverages during meals are not included. Beer is freely available everywhere but is NOT included in the price.

Solo Travelers

SpiceRoads does not require you to pay a surcharge for traveling alone. We will arrange for you to share accommodation with another traveler of the same gender and if we cannot match you up we will provide a single room at no extra charge. If you prefer not to share a single supplement is payable to guarantee your own room. The cost of the single supplement is listed above.

Extra Expenses

We recommend that you tuck away a few extra dollars, perhaps US\$20 per day, for incidentals.

Money

The Thai currency is the baht. ATMs, which are abundant, are the easiest ways to get Thai baht. Have a supply of US dollars in cash on hand, just in case your card doesn't work. Banks or the rarer private moneychangers offer the best foreign-exchange rates. Credit cards are accepted in big cities and resort hotels but you'll need baht for family-run guesthouses or restaurants.

LAOS

Passports and Visas

The visa application process for Laos depends on the entry point where you will cross the Laos border.

Please see the visa options for our Laos tours below:

"Hidden Tribes and Trails of Laos": You can apply for an [e-visa in advance](#), or obtain a visa on arrival at the Luang Prabang airport.

When applying for a visa on arrival, be sure to have cash in the amount of USD \$50 per person or equivalent in THB, LAK, or EUR, in clean, pristine bills.

"Southern Laos by Bicycle" and "Remote Vietnam and Laos": Visas on arrival are obtained at the Laos border on Day 2 of the tour. E-visas are not available for this crossing.

When applying for a visa on arrival, be sure to have cash in the amount of USD \$50 per person or equivalent in THB, LAK, or EUR, in clean, pristine bills.

"Cycling Chiang Mai to Luang Prabang": Visas on arrival are obtained at the Laos border on Day 6 of the tour. You can also apply for an [e-visa in advance](#).

When applying for a visa on arrival, be sure to have cash in the amount of USD \$50 per person or equivalent in THB, LAK, or EUR, in clean, pristine bills.

"Biking Hanoi to Luang Prabang" and "Remote Vietnam and Laos": Visas on arrival and e-visas are not accepted for these border crossings (Pang Hok-Sop Hun and Nam Soy).

We would like to summarize your options to obtain your visa in advance:

- 1 - The most straightforward way is to get the visa from a Laos embassy or consulate near you. Please contact them directly. Please do this as soon as possible, as processing time can vary.
- 2 - We know that Laos embassies/consulates may not be within a reasonable distance of where you live. If that is the case, you may consider using a reliable Travel Visa agency such as CIBT who will take care of the process for you. Please do this as soon as possible, as processing time can vary.
- 3 - We can help to obtain your visa at the Laos embassy in Hanoi. This would require you to be in Hanoi before the beginning of the tour, and it cannot fall on weekend or national holiday. You need to submit the visa before 09:00 AM and will receive it in your passport in the afternoon of the same day. You need to prepare a passport-sized photo and your passport. The cost for this service is 45 USD/per person including the visa fee and transportation to the embassy. This needs to be paid in cash and in USD.

Further visa information:

The full list of entry points indicating where e-visas and/or visas on arrival are and are not accepted. <https://immigration.gov.la/checkpoints/>

The list of countries with visa exemptions for Laos (please see the column on the right-hand side, "Ordinary Passport", for the visa exemption period): <https://immigration.gov.la/visa-exemption/>

Health

We recommend that you visit a travel medical doctor and ask about the following vaccinations: typhoid, polio, tetanus and hepatitis A. A certificate for Yellow Fever is required when arriving from an infected area within six days.

Weather

Laos has a tropical climate with fairly high humidity. There are three seasons: from March to June it is hot and dry, with temperatures between 27C and 40C (80-104F), with night temperatures in the 20C/75F). The rainy season is from June to October. The cooler season, is from November to February, with average temperatures between 20C and 30C (70- 86F). It can get a little cold at night at higher elevations year round so bring a light fleece for the evenings.

Food

Meals are included as per the itinerary where B = breakfast, L = lunch, D =dinner. Most meals are local Laos food and feature noodles, curries and soups. Lao cuisine is very similar to Thai food and we make sure you sample as much variety as possible. Any special dietary requirements can also be catered for as well. Please let us know at the time of booking.

Drink

Keeping you completely hydrated is a job we take very seriously. Cold water, some energy-restoring local fruit and soft drinks are included in the tour price while riding. Soft drinks and other beverages during meals are not included. Beer is freely available everywhere, but is NOT included in the price.

Solo Travelers

SpiceRoads does not require you to pay a surcharge for travelling alone. We will arrange for you to share accommodation with another traveller of the same gender and if we can not match you up we will provide a single room at no extra charge. If you prefer not to share a single supplement is payable to guarantee your own room. The cost of the single supplement is listed above.

Extra Expenses

We recommend that you tuck away a few extra dollars, perhaps US\$10, for incidentals. It is customary to tip local tour guides and drivers, however, the amount you give should be dependent on the level of service you receive. As a general guide we suggest US\$3-4 per person per day is appropriate.

Money

The official national currency in Laos is the kip, however, Thai baht and US dollars are also used, especially in larger cities and towns. In smaller towns and villages, kip is usually preferred. There are now a few ATMs in Laos, but they are not widespread and are operational only sporadically. The best overall exchange rates are those offered at the BCEL (Banque pour le Commerce Extérieur Lao). Licensed moneychangers rates are similar to banks Spend all your kip before you leave as no one will exchange it for you once you leave the country!

GENERAL BOOKING INFO

If this is the tour for you here's what you need to do to confirm your place:

FLEXIBLE BOOKING CONDITIONS

Booking a SpiceRoads cycling adventure is easy and we try to do everything possible to make sure you have full flexibility and peace of mind. We do not require a deposit to hold your place on a tour and once full payment has been made your money is protected in our client account and you have the flexibility to cancel or change your booking if needed.

CONFIRMING YOUR BOOKING

Just complete our online booking form or send your booking details offline (email or post), and we will confirm your participation. No deposit is needed to confirm your place on a SpiceRoads tour.

You are advised to read our [Booking Conditions](#) in full before you make your payment and should you require further clarifications of any of the conditions below, please [email us](#) or call our office.

TRIP STATUS

There is a minimum number of participants (usually 2) required to enable the trip to go ahead. Once the minimum number is reached, the trip status will change from 'Available' to 'Guaranteed to Depart'. Once a trip is guaranteed to depart you are free to book your flights and make other travel arrangements. If the trip status is 'Limited' will mean we have only a small number of spaces available for booking. If you are unsure about the trip status, please [email us](#) or call our office.

BOOKING ONLINE

From the tour page, click the 'Book Now' link. All departures for this tour will appear, just select the date you'd like to travel. For the next steps, you'll need to know the names of the people travelling. If you wish you can also provide extra details such as passport numbers, height (for bike hire), or you can add that later by logging into [Manage My Trip](#) (we'll set up an account for you automatically if you don't already have one). Our system will contact you from time to time to fill in the missing information, as it will be required before departure. However, if the trip that you are booking offers a child discount, you will have to fill out the date of birth of each rider (so we can calculate the appropriate discount).

If you are having any problems [please send us an email](#), or give us a call (+66 026 3295) and one of our travel specialists will assist you with your booking.

BOOKING OFFLINE

Just call us or send an email indicating which trip you want to join and we will happily send you a list of questions and process your booking for you.

DEPOSITS AND PAYMENTS

We do not require a deposit or full payment to book a place for you on a tour.

The balance of the tour's cost (final invoice) will need to be paid 60 days before the departure date with fees for any bicycle rental(s), single supplement(s) and extra hotel nights.

In the case where a booking is made when there are less than 60 days until the tour departure date, the tour's cost should be paid in full within 72 hours of receiving an invoice from SpiceRoads. Payment can be made by credit card using our online payment gateway or by bank transfer. When making payment online you will need to confirm that you have read these booking conditions during the "checkout" process, which equates to agreeing to the terms of services and stipulations as indicated in this document.

In all cases, tour fees need to be paid "in full" before participation in a tour. No person(s) will be allowed to join a tour without fully settling their invoice and receiving a confirmation number from SpiceRoads.

The exception can be made for last-minute miscellaneous fees that can be paid locally (visas, additional local hotel bookings, etc.) can be settled on the day of arrival.

FULL FLEXIBILITY FOR TOUR CANCELATIONS

If the tour is cancelled or postponed by SpiceRoads because we didn't make the trip numbers and the tour can't run, we will make a full cash refund (by bank transfer or on your credit card).

If the tour is cancelled for any other reason, including due to Covid related travel restrictions, we will give you a full credit (with no deductions for admin or any other small-print item) to use on any SpiceRoads tour with no time limit. (Exceptions being flights, special permits and other non-refundable items and these will be advised when booking the trip).

Before paying for your tour, you can cancel your booking with no charge and up until 40 days before departure, you can change your booking to another travel date or move your booking onto another SpiceRoads tour with no charges.

If you need to cancel after you have made full payment, please see our [cancellation policy](#).

Loyalty Riders Club

For those who have been on several long tours with us, we reward customer loyalty by offering repeat customers a special discount off the tour price (excludes single supplement and bike rental). If this is your fourth scheduled tour or more you will receive a 5% discount. If this is your eighth scheduled tour or more we will extend a 10% discount. The discount will be reflected in your online booking, but please contact us if any questions. Loyalty discounts cannot be used in conjunction with any other offer. Note: Only tours of 7 days or more will be applicable for a loyalty discount.

International Flights

International flights, to and from the start and finish points are not included in the tour price. Once your tour is Guaranteed to Depart you can book your flight. Please contact us for advice before arranging flights for the best arrival and departure times. We would only cancel a trip for an extreme circumstance, but in that case, where we cancel your trip, we cannot be liable for losses incurred relating to any flight booking you have made. Please claim any losses from your [travel insurance](#) that you acquired when you booked your holiday.

Newsletter

Our adventure travel [e-newsletter](#) is full of travel news, trip information, interesting stories and contests. To avoid missing out on special offers and updates from SpiceRoads, be sure to subscribe.

The information in this document is given in good faith, and covers the average range of conditions likely to be found on this trip. Please note that the itinerary is subject to change due to unforeseen circumstances, however, we will always do our best to adhere to this original itinerary

CONTACT US

45 (Sub Soi Pannee) Soi Pridi Banomyong 26
Sukhumvit Soi 71 Klongtan Nua, Wattana
Bangkok, Thailand 10110
Tel: +66 (0) 2 026 3295
Email: info@spiceroads.com
Website: www.spiceroads.com

FOLLOW US

 twitter.com/spiceroads
 youtube.com/user/spiceroads
 instagram.com/spiceroads
 facebook.com/SpiceRoad